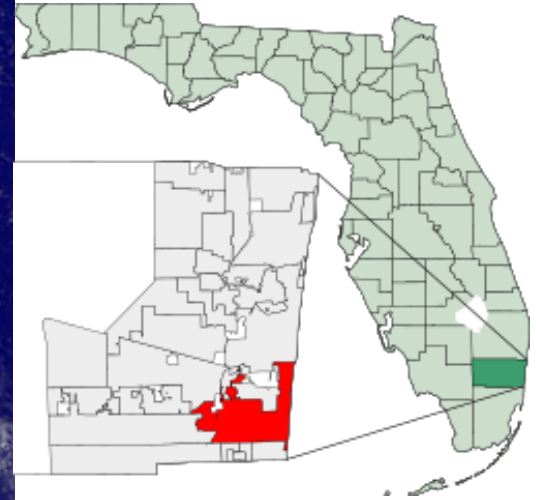



# HOLLYWOOD, FLORIDA COMMUNITY REPORT



## OVERVIEW

The South Florida Disaster Resilience Initiative (FL DRI) is a community-based initiative building resilience through three major activities: training, assessments and community forums.

Upon completion of a leadership and technical skills training program, Community Captains led a series of activities in selected communities located in Broward or Miami-Dade county. Community captains lived, worked, or worshiped in the community they served and led the following activities:

- Community Vulnerability Assessment to identify the areas in the community that are the most vulnerable
- Housing and Emergency Shelter Survey to understand residents access to information and level of preparedness during hurricane Irma and for future hurricanes
- Skills and Equipment Inventory to build a network of skills and equipment within the community for future natural disasters

The data gathered by the Community Captains provided a snapshot of the present vulnerability state of their community, and high priority areas requiring urgent attention.



**Population**  
148,114

**Household**  
56,686



**Median Household Income**  
\$48.6K



**Education**  
13.1% No H.S. Diploma  
50.5% H.S. Diploma  
36.4% Higher Degree

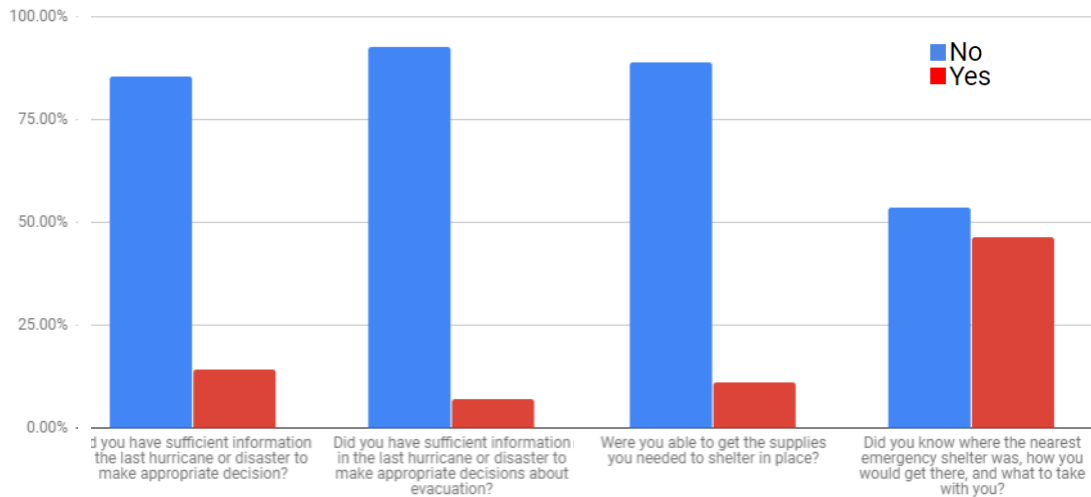
# FINDINGS

## COMMUNITY VULNERABILITY ASSESSMENT

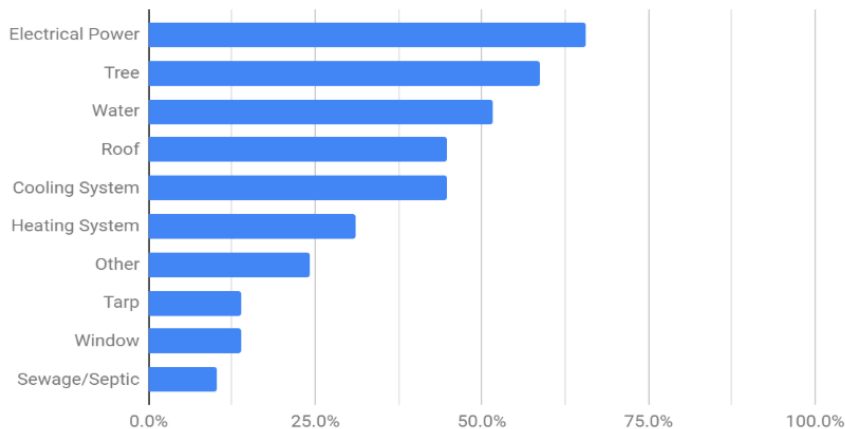
26 functions\* were evaluated on a 7-rating scale to determine a vulnerable a function was in the event of a category 4 or 5 hurricane, or based on the most recent hurricane experience. The lowest rating (1) indicated the highest vulnerability of a function. The highest rating (7) indicated that a function was resilient and sustainable.

Functions with rating <3: Energy for Temperature Management (i.e. cooling, heating)

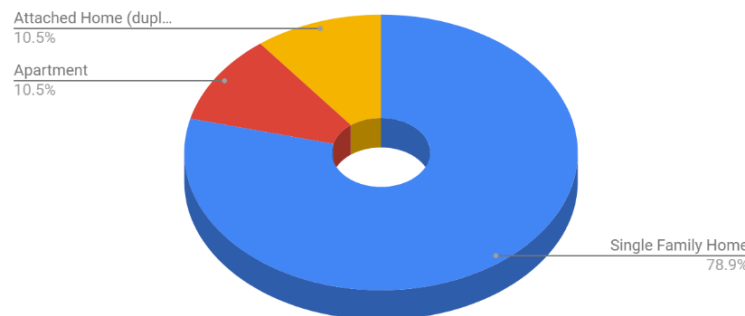
## COMMUNITY PREPAREDNESS STATE



## REPORTED DAMAGE POST-HURRICANE IRMA



## HOUSING CATEGORY



## TOP PRIORITIES IDENTIFIED FOR ACTION

- 1) Governance for community to regain trust in government
- 2) Communication for access to information

## \* LIST OF 26 FUNCTIONS

Water Infrastructure  
Food Security  
Agricultural Production Scale  
Housing Safety  
Environmental Health & Safety  
Health Services  
Management & Governance

Shelter & Evacuation Systems  
Psycho-social Resilience  
Supply Chain Logistics  
Energy - Temp Management  
Energy - Lighting & Cooking  
Renewable vs. Grid Energy  
Emergency Management

Education System  
Hygiene & Prevention  
Communications Systems  
Sewer Septic Systems  
Solid Waste Management  
Transportation

Community Security  
Community Commons Areas Availability  
Social Services  
Value Chains  
Climate Threat Mitigation & Transformation  
Data & Information Management